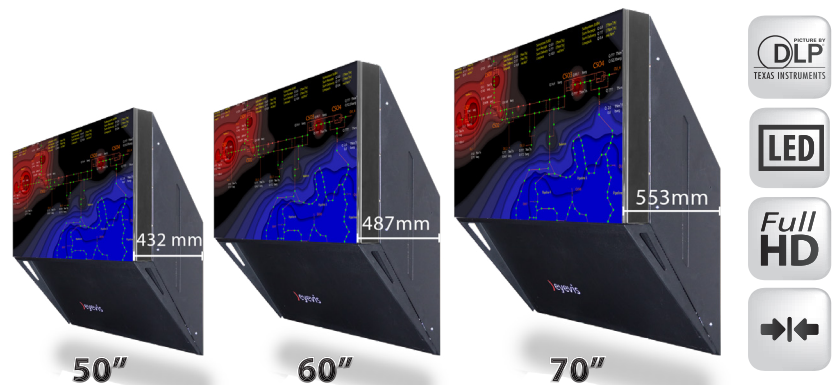




EC-LHD-SLIM

SLIM LED-LIT DLP® REAR-PROJECTION CUBES WITH FULL-HD RESOLUTION



) PRODUCT DESCRIPTION

Slimmer, faster to install and easier to service: These are the features of the new SLIM rear projection cube series by eyevis for the professional usage in control rooms and TV studios. With a **minor depth starting from only 432 mm for the 50-inch version and their native and Full HD resolution**, the new Slim-Cubes can be used in areas that were, due to space requirements, not suitable for rear projection cubes before.

The easy-handling concept with projection units in innovative single-module design with integrated and motorized geometry adjustment enables a quick and easy setup. Like all eyevis cubes the new slim model is equipped with a robust self-supporting housing and the reliable „seamless“ screen bracket with discrete screen clamp technology to install big video walls with smallest bezels between adjacent displays. Additionally, the front and rear access enables an easy installation and start-up as well as a quick exchange.

) THE ADVANTAGES AT A GLANCE

MINIMAL REQUIRED SPACE, WALL MOUNT POSSIBLE

- Reduced **depth starting from only 432 mm**
- Robust, self-supporting housing: further space saving, no extra support structures needed, housings **can be installed hanging on the wall**
- No space required for service works behind the video wall thanks to front maintenance accessibility. No rear space for ventilation required.
- Integrated ventilation ducts, HVAC connection possible.

DURABILITY

- Durable and constant picture quality on all Cubes
- Modular, highly available display concept for 24/7 operation
- Low service and maintenance costs

EASY-HANDLING CONCEPT

- Projection unit in single-module design
- Fast installation and maintenance: the projection unit can be installed or dismantled to the front or the rear side within a few simple steps
- „Seamless“ screen bracket with discrete screen clamp technology
- Motorized geometry adjustment of the projection unit


AVAILABILITY AND RELIABILITY

- Extremely long lifetime of the LED lights
- High-quality components for reliable operation
- Highly efficient maintenance-free heat-pipe cooling

) INTEGRATED CONCEPT


PROJECTION-UNIT IN SINGLE-MODULE DESIGN

All electric, optical and electronic components as well as the cooling system are integrated completely into a closed projection unit. This unit can be inserted into or removed from the cube housing in a few simple steps. This speeds the setup and reduces the downtime during maintenance.

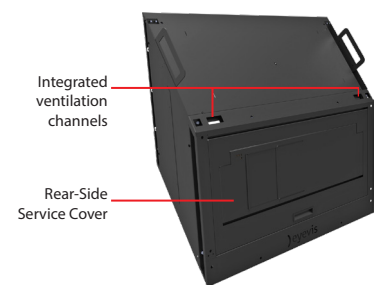


HEAT-PIPE COOLING SYSTEM

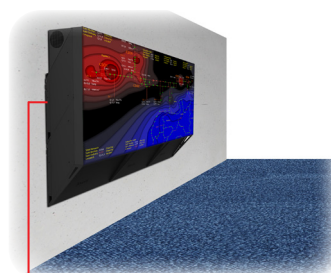
eyevis' slim-cubes rely on our innovative heat-pipe cooling system, which has proven its reliable and highly effective function in thousands of cubes in diverse operating conditions. In addition to that, our heat-pipes require absolutely no servicing and contain no toxic liquids.




) DIMENSIONS / REAR VIEW / INSTALLATION



	A (mm)	B (mm)	C (mm)	D (mm)	E (inch/cm)
EC-50-LHD-SLIM	1107	1069.67	432	622	50 / 127
EC-60-LHD-SLIM	1328	1270	487	747	60 / 152
EC-70-LHD-SLIM	1550	1489	553	872	70 / 177



Direct wall-mount



Installation on height-adjustable basements



EC-LHD-SLIM

SLIM LED-LIT DLP® REAR-PROJECTION CUBES WITH FULL-HD RESOLUTION



TECHNICAL SPECIFICATIONS

Model:	EC-50-LHD-SLIM		EC-60-LHD-SLIM		EC-70-LHD-SLIM	
Screen Diagonal:	50 inch / ca. 127 cm		60 inch / ca. 152 cm		70 inch / ca. 177 cm	
Description:	Digital DLP®-rear-projection unit with slim design, stackable and addible, for data and video representation, incl. preparation for wall mounting, integrated front- and/or rear-side accessibility for installation and maintenance					
Resolution:	1920 × 1080 Pixel (Full HD / 16:9)					
Processing:	1080P / 0.65 inch DMD					
Brightness*:	ISE Screen:	WVF Screen:	ISE Screen:	WVF Screen:	ISE Screen:	WVF Screen:
Full Brightness Mode:	370 cd/m ² (max)	600 cd/m ² (max)	320 cd/m ² (max)	430 cd/m ² (max)	190 cd/m ² (max)	310 cd/m ² (max)
Normal Operation Mode:	300 cd/m ² (typ.)	440 cd/m ² (typ.)	230 cd/m ² (typ.)	310 cd/m ² (typ.)	155 cd/m ² (typ.)	230 cd/m ² (typ.)
Contrast Ratio:	Static Contrast: 1.000:1 (typ.) / up to 10.000:1 (active LED control)					
Brightness Uniformity:	≥95% (SUR25)					
Display Area (W×H):	1107 × 622 mm		1328 × 747 mm		1550 × 872 mm	
Dimensions (W×H×D):	1107 × 1069.67 × 432 mm		1328 × 1270 × 487 mm		1550 × 1489 × 553 mm	
Weight:	ca. 63 kg (incl. projection engine and screen)		ca. 72 kg (incl. projection engine and screen)		ca. 98 kg (incl. projection engine and screen)	
Housing:	Powder-coated aluminum. Self-stacking structure, no secondary steel-work required					
Input:	Signal: 1× DisplayPort 1.2 Communication: RS232 (in and out for daisy chain), 1× LAN					
Supported Frame Rates:	48 to 64 Hz (non-stereo), 120 Hz (active stereo)					
Colour Control:	Automatic colour adjustment, internal True-Colour sensor					
Projection Screen:	Standard: ISE Screen (Improved Screen Element) Option: WVF Screen (Wide View FEL Screen) Other screen options on special request					
Screen Gap:	0.2 - 1.0 mm (rear support) / 1.5 - 2.0 mm (front support)					
Power Consumption*:	Full Brightness Mode: 155 W Normal Operation Mode: 130 W Reduced Power Mode: 80 W					
Heat Dissipation:	444 BTU/h (typ.)					
Median LED Lifetime:	>60,000 hrs under normal environmental conditions / L70B50 manufacturer information) (>100,000 hrs in 'Reduced Power (ECO) Operation Mode')					
Software:	eyeDesign Software					

ENVIRONMENTAL

Temperature Conditions:	10-40° C recommended 15 - 25 °C for Seamless Screens 18 - 25 °C Storage: 0 - 50 °C
Humidity:	0% - 80 % not condensing
Altitude:	0 - 3000 m
Noise Level:	max. ≤ 36dB / ≤ 30 dB with enclosure at 3 metres distance from screen facing side

OPTIONS

- Steel basement, different heights, customizable to required height of the lower edge of the video wall
- Different adapters for HVAC connection

ORDERING INFORMATION

MODEL NAME	DESCRIPTION	SCREEN TYPE	SERVICE ACCESS	ITEM NUMBER
EC-50-LHD-ISE-SLIM	50-inch Slim LED-lit DLP® Cube	ISE Screen	Rear-Support	20612
EC-50-LHD-ISE-SLIM-FS			Front- and Rear-Support	22806
EC-50-LHD-WVF-SLIM	50-inch Slim LED-lit DLP® Cube	WVF Screen	Rear-Support	23465
EC-50-LHD-WVF-SLIM-FS			Front- and Rear-Support	24440
EC-60-LHD-ISE-SLIM	60-inch Slim LED-lit DLP® Cube	ISE Screen	Rear-Support	21064
EC-60-LHD-ISE-SLIM-FS			Front- and Rear-Support	22807
EC-60-LHD-WVF-SLIM	60-inch Slim LED-lit DLP® Cube	WVF Screen	Rear-Support	22807
EC-60-LHD-WVF-SLIM-FS			Front- and Rear-Support	24441
EC-70-LHD-ISE-SLIM	70-inch Slim LED-lit DLP® Cube	ISE Screen	Rear-Support	21065
EC-70-LHD-ISE-SLIM-FS			Front- and Rear-Support	22808
EC-70-LHD-WVF-SLIM	70-inch Slim LED-lit DLP® Cube	WVF Screen	Rear-Support	23467
EC-70-LHD-WVF-SLIM-FS			Front- and Rear-Support	23937

* Full Brightness Mode -> full LED brightness with calibrated colours / Normal Operation Mode -> approx. 70% of LED brightness with calibrated colours



eyevis GmbH

Hundsschleerstrasse 23 • 72766 Reutlingen • Germany
 Phone: + 49 (0) 7121 43303 - 0 • Fax: + 49 (0) 7121 43303 - 22
 www.eyevis.de • info@eyevis.de

As at: 27.07.2020 / V1.1 • Subject to change!

All trademarks and registered trademarks are the property of their respective owners. Copyright © 2020. eyevis GmbH. All rights reserved.